



ORANA CONVENTION CENTRE ROOM SETUPS





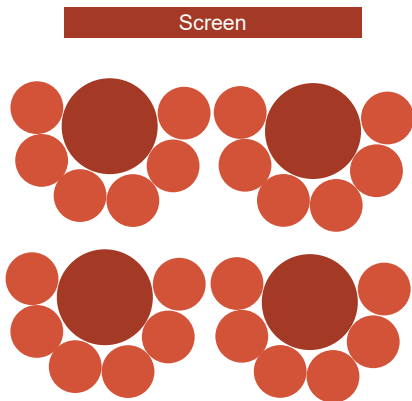
Theatre style

Chairs are placed in rows facing a stage, head table or speaker. This style allows for the most seating in any sized room. Chairs can be placed on angles to maximise a guest's view of the presenter, and regularly spaced aisles provide easy access to seating and the main stage. This setup is not recommended for food service or note-taking.



Classroom style

Rows of tables face the front of the room. This layout requires more space per person than theatre style, however, it allows everyone space to take notes, rest their equipment or have their lunch. This style is suited to events where handouts are provided, notes need to be taken or laptops are used. As people face other people's backs, this provides some barriers to group interaction.



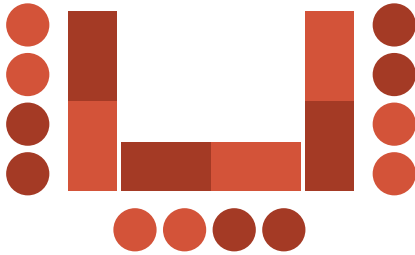
Conference style

Conference style features round tables with chairs located only on half the table, allowing the attendees to see the speaker without obstruction or having to turn their chair. This layout is also suitable for cabaret or concert events.




Boardroom style

A rectangular or oval table is set up with chairs around the sides and ends. This style works well if the group is small and the ability to make eye contact with others is important. It is ideal for board of directors meetings, committee meetings and discussion groups.




U-shape style

Tables are set up in the shape of the letter U with chairs around the outside. This style accommodates a greater number of people than boardroom and provides a clear view of presentations. Presenters can command the space more easily by entering into the centre of the U and interacting with participants. Ideal for small group training sessions and corporate presentations.



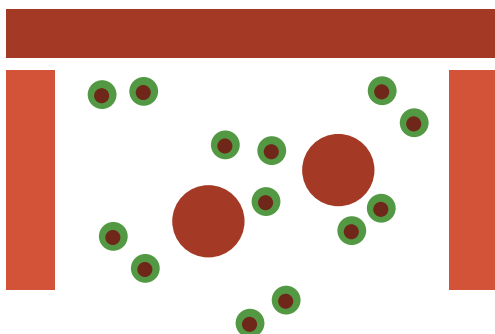
Open square style

This is similar to boardroom, however, it is more equitable for everyone as all sides of the table are equal, and it provides easier viewing of the whole group. The open centre can be left empty or filled with plants, flags or other decor items.



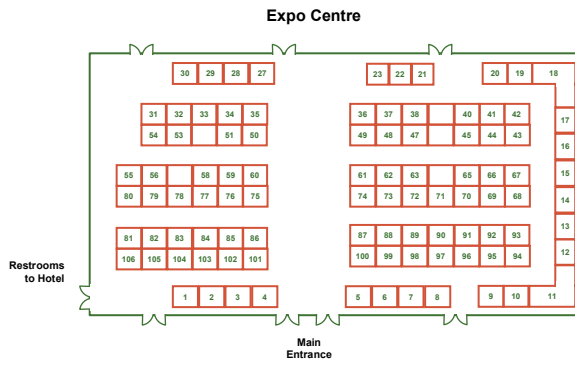
Banquet style

This style has round tables accommodating up to ten chairs each, allowing easy conversation between guests. This traditional setting allows all guests easy access to the table and is ideal for a sit-down meal.



Cocktail/reception style

Designed for mingling, this open floor plan can include food stations and small rounds for placing drinks and dishes.



Expo and trade show

Display stands are set up for exhibitors to display their products and services to existing and new customers. Room layout varies depending on client requirements and number and size of stalls booked by exhibitors.